

# Pull Handles

## Round Series

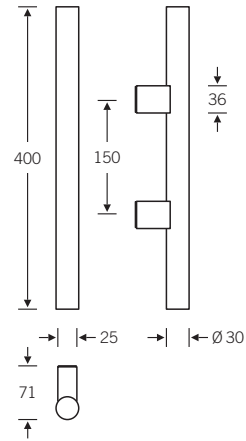


66 6642



Handle cross-section  $\varnothing$  30 mm  
Safety clearance  $S = 38$  mm  
Fastening M6

Standard length 400 mm

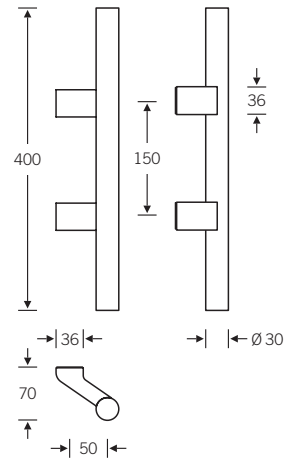


66 6643



Handle cross-section  $\varnothing$  30 mm  
Fastening M6

Standard length 400 mm



Brackets: Aluminum Natural Color Anodized  
Grip: Aluminum or Stainless Steel

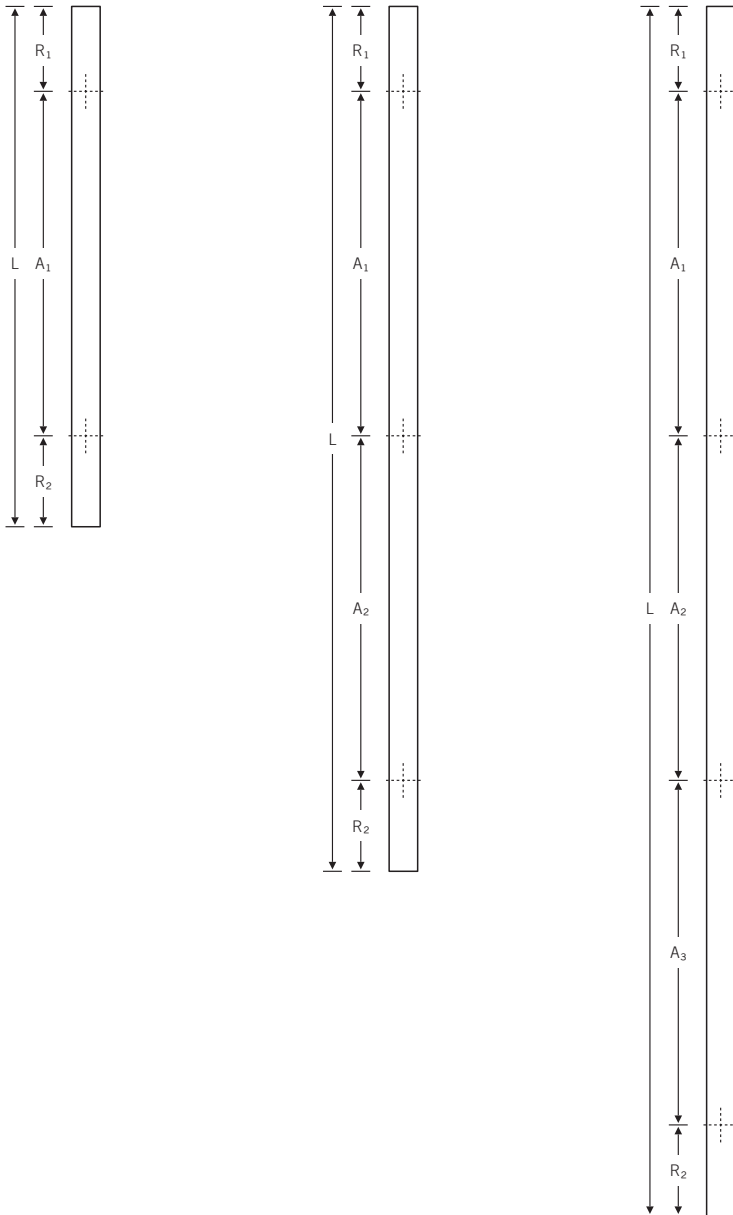
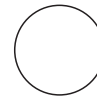
**Fastening Methods** (Details on page 74)

- A** Back-to-Back
- B** Through-Bolted
- C** Concealed - Threaded Insert
- D** Concealed - Drop Clamp

All details subject to modification

# Order Form

## Pull Handles 6642 and 6643



To order custom designs in the pull handle series 6642 or 6643, please use a copy of this page:

First specify the model desired citing the applicable order code above. Then enter the quantity required and overall length in the table below.

Then enter details of the distances between supports and, where applicable, their distance from the end of the handle in mm. To ensure stability, the distance between supports should not exceed 1200 mm.

66 6642 99 (Ø 30 mm)



66 6643 99 (Ø 30 mm)



All details subject to modification

Quantity	Overall length	Support distance			End support distance*		Fastening type
	L	A <sub>1</sub>	A <sub>2</sub>	A <sub>3</sub>	R <sub>1</sub>	R <sub>2</sub>	

\* min. 40 mm, max. 350 mm