


Sliding

ESL and EPL Series

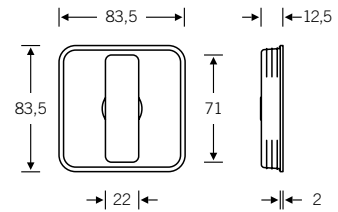
FS
42 4263 




00000 (non-lockable)
Fixed grip section, tilts in both directions, for single and double sliding doors

01008 (lockable)
Turnable grip section, tilts in both directions, for single and double sliding doors (the latter in combination with 4263 00000), for bolt lock

Area routed out: 80 × 80 mm



FC
42 4264 



00000 (non-lockable)
Fixed grip section, tilts in both directions, for single and double sliding doors

01008 (lockable)
Turnable grip section, tilts in both directions, for single and double sliding doors (the latter in combination with 4264 00000), for bolt lock

Area routed out: 80 mm Ø

